

XL600 PRODUCTIVITY APPLIANCE™

with Multi-Line Large Digital Display



KEY BENEFITS

- A complete solution—plant floor scoreboard, production reporting system, historical analytics, and browser-based live data—all included.
- No software to install. Simply plug the XL600 into your LAN and it delivers instant plant floor performance data.
- No changes to your process. It's a “bolt-on” solution that easily connects to your existing process.
- No waiting. Instant production reports delivered in Excel®, Word®, and CSV formats.
- Live production data delivered directly to your desktop via a standard web-browser.
- Motivates plant floor employees to meet and exceed goals with real-time performance feedback.
- Eliminates time consuming and error-prone manual data entry.
- Tracks 100+ metrics including OEE, Target, Performance to Takt, Rate and Down Time.
- Exposes losses in real-time for immediate corrective action.
- Shows if process is on target (green), slightly deviating (amber), or requires immediate attention (red) on tricolor models.
- Adapts to your process with intuitive browser-based configuration tools.
- Field proven with thousands of installations across all major industries.
- Self-deployed in about an hour.
- FREE 90-day trial with expert technical support.

THE CHALLENGE

You need a simple and effective way to improve manufacturing productivity. A way to gather actionable information that exposes problem areas, and a way to inspire and motivate the people that have the greatest impact on productivity – your plant floor employees. You need information fast – and at your fingertips. Not buried in a report that is days or weeks old. With resources and budgets already stretched thin, somehow you need to produce more with less. And you need an easy and affordable solution with no software to install, no contracts to sign, and installation measured in hours – not weeks or months.

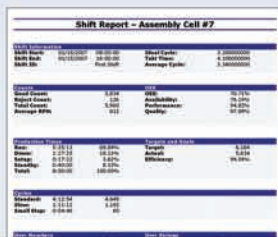
THE SOLUTION

Introducing the XL600 Productivity Appliance™. A “bolt-on” performance management tool that is so easy to use that it can be self-deployed in about an hour. The XL600 automatically tracks production in real-time and instantly delivers meaningful, accurate, and actionable information anywhere in the world. We call it *Data Anywhere, Data Everywhere™*. The integrated large area visual display informs, alerts, and motivates your plant floor employees, while the built-in Ethernet LAN connection delivers instant production reports and analytics to supervisors and managers—wherever they are. All from one, low-cost, fully-integrated hardware appliance.

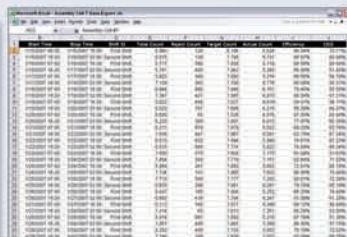
THE PRICE

XL600-3R	3-Line	Red	\$2,190	XL600-3T	3-Line	Tricolor	\$2,490
XL600-4R	4-Line	Red	\$2,390	XL600-4T	4-Line	Tricolor	\$2,690
XL600-6R	6-Line	Red	\$2,690	XL600-6T	6-Line	Tricolor	\$3,190

Production Reports Included!

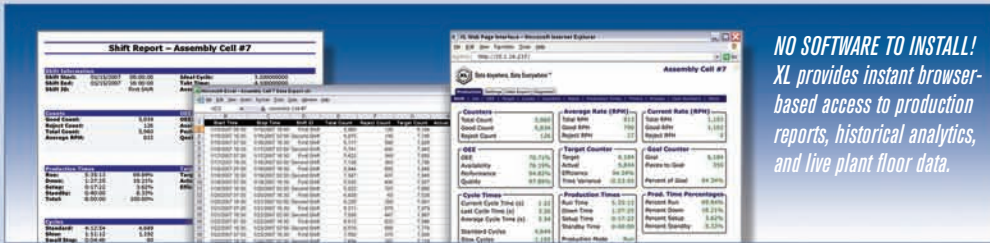


Historical Analytics Included!



Browser-Based Data Included!





NO SOFTWARE TO INSTALL!
XL provides instant browser-based access to production reports, historical analytics, and live plant floor data.

“SIX-IN-ONE” PRODUCTIVITY APPLIANCE™

The XL600 is an incredibly flexible performance management platform that combines six products into one simple package:

- **Visual Display** - Informs, alerts, and motivates employees
- **Production Monitor** - Tracks manufacturing performance
- **Data Warehouse** - Manages real-time and historical data
- **I/O Processor** - Provides flexible connectivity to your process
- **Embedded Server** - Distributes data to managers everywhere
- **Programming Platform** - Tailors operation to your process

VISUAL DISPLAY

The XL Visual Display provides instant performance feedback to the plant floor. Information that informs, alerts, and motivates your plant floor employees.

See Goals, Meet Goals

Goals are a powerful motivator, and the XL Visual Display establishes a shared set of goals for the plant floor. In fact, for most applications, the XL Visual Display is the fastest path to productivity gains. It channels people’s natural competitive spirit and harnesses their desire to win by establishing SMART goals (Specific, Measurable, Attainable, Realistic, and Timely).

Removable/Reversible Legends

Removable/reversible legend plates make it effortless to reconfigure display fields. Over 100 standard terms are available. Custom legends are also available, including terms in Spanish and other languages.

Customizable—Not Custom

Every production situation is unique. That’s why XL makes it especially easy to select the metrics that are most meaningful for your plant floor. With 100+ metrics available “out of the box”, XL easily adapts to your needs. Plant floor events are immediately reflected on the XL Visual Display, providing a direct link between action (line goes down) and reaction (operator resolves problem).



Choose your display and choose your metrics. It’s that simple!

©2008-2011 Vorne Industries, Inc. All rights reserved. Prices and specifications subject to change without notice. Please reference the Vorne Product Warranty Statement and Sales Terms and Conditions at www.vorne.com. Vorne Industries, Inc. makes no warranties express or implied except as expressly stipulated in our Product Warranty Statement. Free 90-day trial offer is for qualified manufacturing applications only. Vorne, Visual OEE, Productivity Appliance, Data Anywhere, Data Everywhere, and We Improve Manufacturing Productivity are trademarks of Vorne Industries. All other trademarks are the property of their respective owners. REVISION 201109

PRODUCTION MONITOR

The XL Production Monitor connects to your manufacturing process with plug-and-play simplicity. Seven integrated modules provide metrics and KPIs that are critical to understanding and managing your production: Counts, Rates, Cycles, Production Times, Visual OEE™, Targets, and Goals.

Easy Integration

Simply add one or two sensors and get a wealth of actionable information.

YOU PROVIDE	XL PROVIDES
One Sensor	Total Count, Current Rate, Average Rate, Current Cycle Time, Last Cycle Time, Average Cycle Time, Run Time, Last Run Event, Percent Run, Down Time, Last Down Event, Percent Down, OEE Availability
Second Sensor	Good/Reject Count, Percent Good/Reject, Good/Reject Rate, OEE Quality
Ideal Cycle Time	Standard Cycles, Standard Cycles Time, Slow Cycles, Slow Cycles Time, Small Stops, Small Stops Time, OEE Performance, OEE
Takt Time	Target Count, Pace Timer, Takt Timer, Count Variance, Time Variance, Efficiency
Goal	Pieces to Goal, Percent of Goal
Setup Switch	Setup Time, Last Setup Event, Percent Setup
Time Schedule	Standby Time, Last Standby Event, Percent Standby, Remaining Time

DATA WAREHOUSE

The XL Data Warehouse manages real-time and historical data with Registers and Streams.

Registers

Registers store real-time data such as the 100+ metrics generated by the XL Production Monitor. They also provide hundreds of “uncommitted” registers that can be loaded from PLCs, ERP systems, and other sources.

Streams

Streams store archived historical data, such as production records for the last 1,000 shifts and 1,000 jobs.

I/O PROCESSOR

The XL I/O Processor provides flexible connectivity to your production process.

Digital Inputs

Eight (8) digital inputs are standard, and can be expanded to twenty-four (24) with a sixteen-input expansion card.

Digital Outputs

One (1) relay output is standard, and can be expanded to six (6) relay outputs with an output expansion card. *Relay outputs are for annunciation only, and are not designed or intended for control applications.*

Communication Ports

Three (3) communication ports are standard: 10/100 Ethernet, RS-232 and RS-232/RS-485 (selectable).

EMBEDDED SERVER

The XL Embedded Server provides instant access to production data for supervisors and managers—from anywhere in the world—without software to install.

Data Anywhere, Data Everywhere™

Supervisors and managers can view live production data and download shift and job reports in Excel®, Word®, and CSV formats—all via a standard web-browser.

Documentation Center

No lost manuals, no out-of-date information, and no digging for documentation. The XL Documentation Center delivers instant access to complete XL documentation direct from XL via web browser.

PROGRAMMING PLATFORM

The XL Programming Platform makes it easy to tailor XL operation to your specific requirements. Create application specific programs by simply stringing together predefined commands to achieve your desired operation.

Time Schedules and More

Programs can be automatically triggered by time schedules, inputs, presets, production state changes, and more.

Unlimited Applications

- Drive a stack light based on line speed or downtime
- Automatically display remaining time for breaks
- Create “custom” metrics and KPIs
- Create a maintenance call button with a response timer

SPECIFICATIONS

Visual Display

- (6) 2.3” 7-Segment LEDs per display line
- Red LED or Tricolor (Red/Green/Amber) LED

Digital I/O

- (8) Inputs - 5 to 24 VDC Sink/Source (expandable to 24)
- (1) Output - 1A, 120 VAC, SPDT Relay (expandable to 6)

Electrical

- Voltage: 100 to 240 VAC
- Power: 34 to 106 Watts (depending on model)

Mechanical

- XL600-3R or 3T (15.9” H x 31.0” W x 3.5” D; 23 lbs)
- XL600-4R or 4T (20.2” H x 31.0” W x 3.5” D; 28 lbs)
- XL600-6R or 6T (28.8” H x 31.0” W x 3.5” D; 36 lbs)

XL—A COMPLETE PRODUCT FAMILY

XL is much more than a product—it’s a complete platform for production monitoring and performance management. The only difference between XL models is the type of visual display. Simply select the most appropriate display for your application.

- XL400 - Single line with 4” to 12” digits (starts at \$1,390)
- XL600 - Multi-line with 2.3” digits (starts at \$2,190)
- XL800 - Alphanumeric with graphics (starts at \$3,590)

FREE 90-DAY TRIAL

XL is an easy and complete solution that will save you significant time and money. We’ll prove it! Try an XL unit in your plant for 90 days. After 90 days, simply return it or pay for it.

CALL NOW! 1-877-767-LEAN